

Phillip Island 4.445 m

Phillip Island, 26-27-28 February 2010

Superbike - Results Race 1

Laps 22 = 97,790 Km - Time Of Race 34'13.435 - Avg. 171,442 km/h

Pos	Race	Grid	No.	Rider	Nat	Team	Bike	LL	Gap	Fastest Lap	Speed	Qualifying		Ranking		
												Time	Speed	R1	R2	Tot
1	1	91	L. HASLAM	GBR	Team Suzuki Alstare	Suzuki GSX-R1000	22		1'32.193	297,8	1'31.229	308,9	25	25	1	
2	2	84	M. FABRIZIO	ITA	Ducati Xerox Team	Ducati 1098R	22	0.004	1'32.384	303,7	1'31.245	305,4	20	20	2	
3	10	41	N. HAGA	JPN	Ducati Xerox Team	Ducati 1098R	22	0.769	1'32.487	306,3	1'32.229	307,1	16	16	3	
4	7	65	J. REA	GBR	HANNspree Ten Kate Honda	Honda CBR1000RR	22	10.201	1'32.681	311,6	1'31.912	305,4	13	13	4	
5	11	3	M. BIAGGI	ITA	Aprilia Alitalia Racing	Aprilia RSV4 1000 F.	22	10.782	1'32.339	316,1	1'32.293	313,4	11	11	5	
6	5	50	S. GUINTOLI	FRA	Team Suzuki Alstare	Suzuki GSX-R1000	22	11.079	1'32.396	312,5	1'31.696	308,9	10	10	6	
7	4	7	C. CHECA	ESP	Althea Racing	Ducati 1098R	22	11.208	1'32.517	302,0	1'31.671	303,7	9	9	7	
8	6	96	J. SMRZ	CZE	Team PATA B&G Racing	Ducati 1098R	22	16.522	1'32.731	308,9	1'31.757	305,4	8	8	8	
9	13	11	T. CORSER	AUS	BMW Motorrad Motorsport	BMW S1000 RR	22	20.291	1'32.820	302,8	1'32.430	303,7	7	7	9	
10	9	57	L. LANZI	ITA	DFX Corse	Ducati 1098R	22	26.352	1'33.542	302,8	1'32.205	301,1	6	6	10	
11	16	2	L. CAMIER	GBR	Aprilia Alitalia Racing	Aprilia RSV4 1000 F.	22	29.775	1'32.752	311,6	1'32.895	311,6	5	5	11	
12	17	7	M. NEUKIRCHNER	GER	HANNspree Ten Kate Honda	Honda CBR1000RR	22	30.155	1'33.453	305,4	1'32.782	306,3	4	4	12	
13	12	66	T. SYKES	GBR	Kawasaki Racing Team	Kawasaki ZX 10R	22	31.951	1'33.806	303,7	1'32.398	303,7	3	3	13	
14	18	67	S. BYRNE	GBR	Althea Racing	Ducati 1098R	22	31.957	1'33.207	298,6	1'32.823	300,3	2	2	14	
15	19	88	A. PITT	AUS	Team Reitwagen BMW	BMW S1000 RR	22	55.082	1'34.077	306,3	1'33.207	303,7	1	1	15	
16	21	31	V. IANNUZZO	ITA	S.C.I. Honda Garvie Image	Honda CBR1000RR	22	1'10.932	1'35.640	297,0	1'34.248	296,2				
17	22	15	M. BAIOTTO	ITA	Team Pedercini	Kawasaki ZX 10R	22	1'11.237	1'35.769	293,0	1'35.297	295,4				
18	23	95	R. HAYDEN	USA	Team Pedercini	Kawasaki ZX 10R	22	1'17.357	1'36.022	293,8	1'35.614	295,4				
19	20	25	J. BROOKES	AUS	ECHO CRS Honda	Honda CBR1000RR	16	6 Laps	1'34.717	294,6	1'33.901	299,5				
-----Not Classified-----																
RET	3	35	C. CRUTCHLOW	GBR	Yamaha Sterilgarda Team	Yamaha YZF R1	5	17 Laps	1'32.569	308,9	1'31.642	306,3				
RET	14	77	C. VERMEULEN	AUS	Kawasaki Racing Team	Kawasaki ZX 10R	3	19 Laps	1'32.858	308,9	1'32.561	304,5				
RET	8	52	J. TOSELAND	GBR	Yamaha Sterilgarda Team	Yamaha YZF R1	2	20 Laps	1'32.721	305,4	1'32.019	311,6				

AIR	Humidity:	50%	Temp:	18°C
TRACK	Condition:	Dry	Temp:	25°C

Fastest Lap	2° Leon Haslam	1'32.193	173,571	Km/h
Lap Record:	2007 Troy Corser	1'31.826	174,260	Km/h
Best Lap:	2009 Régis Laconi	1'31.050	175,750	Km/h

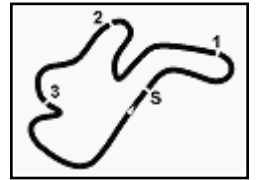
LAP LEADERS				
No.	Rider	From	To	Total
91	L. HASLAM	1	22	22

TOTAL LEADER LAPS		
No.	Rider	Laps
91	L. HASLAM	22

28/02/2010 Start 12:03

End 12:39

The results are provisional until the end of the time limit for protests and appeals and the completion of the technical checks.



Phillip Island 4.445 m

Phillip Island, 26-27-28 February 2010

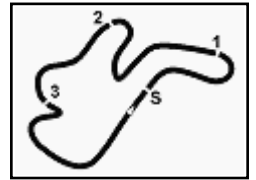
Superbike - Results Race 1

Laps 22 = 97,790 Km - Time Of Race 34'13.435 - Avg. 171,442 km/h

RACE HIGHLIGHTS

11.42		Sighting Lap Start
12.00		Warm-up Lap Start
12.03		Start
12.05		No Jump Start
12.06	25 Brookes	Entered Pits
12.06	67 Byrne	On the Gravel - Re-Joined - Post.4
12.07	52 Toseland	Crashed - Post.10
12.08	77 Vermeulen	Crashed - Rider OK - Post.4
12.11	35 Crutchlow	Crashed - Rider OK - Post.4
12.15	25 Brookes	Entered Pits
12.26	2 Camier	On the Gravel - Re-Joined - Post.4
12.37		Photofinish
12.37		Result confirmed by Photofinish
12.39		End Of Session

28/02/2010 Start 12:03 End 12:39 The results are provisional until the end of the time limit for protests and appeals and the completion of the technical checks.



Phillip Island 4.445 m

Phillip Island, 26-27-28 February 2010

Superbike - Results Race 2

Laps 22 = 97,790 Km - Time Of Race 34'16.428 - Avg. 171,192 km/h

Pos	Race	Grid	No.	Rider	Nat	Team	Bike	LL	Gap	Fastest Lap	Speed	Qualifying		Ranking		
												Time	Speed	R1	R2	Tot
1	4	7	C. CHECA	ESP	Althea Racing	Ducati 1098R	22		1'32.286	301,1	1'31.671	303,7	9	25	34	3
2	1	91	L. HASLAM	GBR	Team Suzuki Alstare	Suzuki GSX-R1000	22	0.307	1'32.330	304,5	1'31.229	308,9	25	20	45	1
3	2	84	M. FABRIZIO	ITA	Ducati Xerox Team	Ducati 1098R	22	0.434	1'32.464	308,9	1'31.245	305,4	20	16	36	2
4	5	50	S. GUINTOLI	FRA	Team Suzuki Alstare	Suzuki GSX-R1000	22	0.837	1'32.236	307,1	1'31.696	308,9	10	13	23	5
5	10	41	N. HAGA	JPN	Ducati Xerox Team	Ducati 1098R	22	3.453	1'32.423	306,3	1'32.229	307,1	16	11	27	4
6	7	65	J. REA	GBR	HANNspree Ten Kate Honda	Honda CBR1000RR	22	11.530	1'32.625	308,9	1'31.912	305,4	13	10	23	6
7	13	11	T. CORSER	AUS	BMW Motorrad Motorsport	BMW S1000 RR	22	12.026	1'32.256	309,8	1'32.430	303,7	7	9	16	8
8	11	3	M. BIAGGI	ITA	Aprilia Alitalia Racing	Aprilia RSV4 1000 F.	22	13.068	1'32.784	313,4	1'32.293	313,4	11	8	19	7
9	3	35	C. CRUTCHLOW	GBR	Yamaha Sterilgarda Team	Yamaha YZF R1	22	14.401	1'32.509	310,7	1'31.642	306,3	7	7	12	
10	8	52	J. TOSELAND	GBR	Yamaha Sterilgarda Team	Yamaha YZF R1	22	14.707	1'32.693	308,9	1'32.019	311,6	6	6	13	
11	16	2	L. CAMIER	GBR	Aprilia Alitalia Racing	Aprilia RSV4 1000 F.	22	14.743	1'32.821	308,0	1'32.895	311,6	5	5	10	9
12	18	67	S. BYRNE	GBR	Althea Racing	Ducati 1098R	22	14.851	1'33.134	302,8	1'32.823	300,3	2	4	6	14
13	9	57	L. LANZI	ITA	DFX Corse	Ducati 1098R	22	15.143	1'33.206	304,5	1'32.205	301,1	6	3	9	10
14	20	25	J. BROOKES	AUS	ECHO CRS Honda	Honda CBR1000RR	22	30.947	1'33.277	305,4	1'33.901	299,5	2	2	17	
15	19	88	A. PITT	AUS	Team Reitwagen BMW	BMW S1000 RR	22	41.855	1'33.596	307,1	1'33.207	303,7	1	1	2	18
16	17	76	M. NEUKIRCHNER	GER	HANNspree Ten Kate Honda	Honda CBR1000RR	22	48.844	1'32.695	308,0	1'32.782	306,3	4	4	15	
17	21	31	V. IANNUZZO	ITA	S.C.I. Honda Garvie Image	Honda CBR1000RR	22	1'06.866	1'35.267	290,6	1'34.248	296,2				
18	23	95	R. HAYDEN	USA	Team Pedercini	Kawasaki ZX 10R	22	1'07.751	1'35.512	295,4	1'35.614	295,4				
-----Not Classified-----																
RET	22	15	M. BAIOCOCCO	ITA	Team Pedercini	Kawasaki ZX 10R	17	5 Laps	1'35.375	299,5	1'35.297	295,4				
RET	12	66	T. SYKES	GBR	Kawasaki Racing Team	Kawasaki ZX 10R	13	9 Laps	1'33.705	303,7	1'32.398	303,7	3		3	16
RET	14	77	C. VERMEULEN	AUS	Kawasaki Racing Team	Kawasaki ZX 10R	7	15 Laps	1'32.954	310,7	1'32.561	304,5				
RET	6	96	J. SMRZ	CZE	Team PATA B&G Racing	Ducati 1098R	6	16 Laps	1'32.625	312,5	1'31.757	305,4	8		8	11

AIR	Humidity:	44%	Temp:	20°C
TRACK	Condition:	Dry	Temp:	31°C

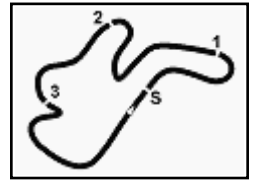
Fastest Lap	3° Sylvain Guintoli	1'32.236	173,490	Km/h
Lap Record:	2007 Troy Corser	1'31.826	174,260	Km/h
Best Lap:	2009 Régis Laconi	1'31.050	175,750	Km/h

LAP LEADERS				
No.	Rider	From	To	Total
91	L. HASLAM	1	5	5
50	S. GUINTOLI	6	9	4
91	L. HASLAM	10	10	1
50	S. GUINTOLI	11	11	1
91	L. HASLAM	12	15	4
50	S. GUINTOLI	16	18	3
91	L. HASLAM	19	21	3
7	C. CHECA	22	22	1

TOTAL LEADER LAPS		
No.	Rider	Laps
91	L. HASLAM	35
50	S. GUINTOLI	8
7	C. CHECA	1

28/02/2010 Start 15:33 End 16:08

The results are provisional until the end of the time limit for protests and appeals and the completion of the technical checks.



Phillip Island 4.445 m

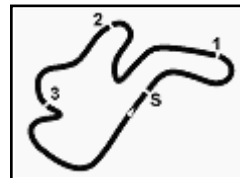
Phillip Island, 26-27-28 February 2010

Superbike - Results Race 2

Laps 22 = 97,790 Km - Time Of Race 34'16.428 - Avg. 171,192 km/h

RACE HIGHLIGHTS

15.12		Sighting Lap Start
15.29		Warm-up Lap Start
15.33		Start
15.33	65 Rea	On the Gravel - Re-Joined - Post.4
15.34		No Jump Start
15.36	66 Sykes	Technical Problem - Post.11
15.38	3 Biaggi	On the Gravel - Re-Joined - Post.4
15.38	76 Neukirchner	On the Gravel - Re-Joined - Post.4
15.42	96 Smrz	Crashed - Rider OK - Post.4
15.45	77 Vermeulen	Crashed - Medical Center - Post.9
15.46	2 Camier	On the Gravel - Re-Joined - Post.4
15.56	15 Baiocco	On the Gravel - Re-Joined - Post.4
16.00	66 Sykes	Entered Pits
16.01	15 Baiocco	On the Gravel - Re-Joined - Post.10
16.02	15 Baiocco	Entered Pits
16.08		End Of Session



Phillip Island 4.445 m

Phillip Island, 26-27-28 February 2010

Supersport - Results Race

Laps 21 = 93,345 Km - Time Of Race 33'37.836 - Avg. 166,536 km/h

1 / 2

Pos	Race	Grid	No.	Rider	Nat	Team	Bike	LL	Gap	Fastest Lap	Speed	Qualifying		Ranking		
												Time	Speed	R	Tot	Pos
1	4	50	E. LAVERTY	IRL	Parkalgar Honda	Honda CBR600RR	21		1'35.204	265,0	1'34.300	269,6	25	25	1	
2	1	26	J. LASCORZ	ESP	Kawasaki Motocard.com	Kawasaki ZX-6R	21	4.359	1'35.205	271,6	1'33.847	269,6	20	20	2	
3	2	54	K. SOFUOGLU	TUR	HANNspree Ten Kate Honda	Honda CBR600RR	21	4.500	1'35.229	276,5	1'34.116	269,6	16	16	3	
4	6	25	D. SALOM	ESP	ParkinGO BE1 Triumph	Triumph Daytona 675	21	11.779	1'35.544	272,3	1'34.873	259,3	13	13	4	
5	10	99	F. FORET	FRA	Team Lorenzini by Leoni	Kawasaki ZX-6R	21	17.266	1'35.621	276,5	1'35.072	263,0	11	11	5	
6	9	55	M. ROCCOLI	ITA	Intermoto Czech	Honda CBR600RR	21	25.034	1'35.753	268,9	1'35.051	266,9	10	10	6	
7	8	127	R. HARMS	DEN	Harms Benjan Racing	Honda CBR600RR	21	27.834	1'36.092	273,0	1'34.999	265,6	9	9	7	
8	12	40	J. DISALVO	USA	ParkinGO BE1 Triumph	Triumph Daytona 675	21	30.102	1'36.345	268,3	1'35.623	263,7	8	8	8	
9	11	117	M. PRAIA	POR	Parkalgar Honda	Honda CBR600RR	21	31.931	1'36.306	272,3	1'35.398	266,9	7	7	9	
10	14	4	G. REA	GBR	Intermoto Czech	Honda CBR600RR	21	31.991	1'36.652	270,9	1'35.904	263,0	6	6	10	
11	5	37	K. FUJIWARA	JPN	Kawasaki Motocard.com	Kawasaki ZX-6R	21	40.552	1'35.223	275,8	1'34.494	272,3	5	5	11	
12	7	7	C. DAVIES	GBR	ParkinGO Triumph BE1	Triumph Daytona 675	21	40.556	1'37.108	264,3	1'34.939	268,3	4	4	12	
13	13	16	S. CHARPENTIER	FRA	ParkinGO Triumph BE1	Triumph Daytona 675	21	1'28.553	1'37.791	267,6	1'35.860	266,3	3	3	13	
14	17	33	P. CAZZOLA	ITA	Kuja Racing	Honda CBR600RR	20	1 Lap	1'39.520	259,9	1'38.213	258,6	2	2	14	
15	16	9	D. DELL'OMO	ITA	Kuja Racing	Honda CBR600RR	19	2 Laps	1'38.192	266,3	1'37.055	262,4	1	1	15	
-----Not Classified-----																
RET	3	51	M. PIRRO	ITA	HANNspree Ten Kate Honda	Honda CBR600RR	13	8 Laps	1'35.623	273,7	1'34.156	270,9				
RET	15	5	A. LUNDH	SWE	Cresto Guide Racing Team	Honda CBR600RR	7	14 Laps	1'38.232	263,0	1'36.936	266,9				

AIR	Humidity:	40%	Temp:	20°C
TRACK	Condition:	Dry	Temp:	30°C

Fastest Lap	6° Eugene Laverty	1'35.204	168,081	Km/h
Lap Record:	2007 S. Charpentier	1'34.976	168,480	Km/h
Best Lap:	2010 Joan Lascorz	1'33.847	170,510	Km/h

LAP LEADERS				
No.	Rider	From	To	Total
50	E. LAVERTY	1	21	21

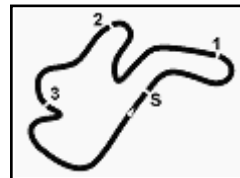
TOTAL LEADER LAPS		
No.	Rider	Laps
50	E. LAVERTY	21

28/02/2010 Start 14:18

End 14:53

The results are provisional until the end of the time limit for protests and appeals and the completion of the technical checks.





Phillip Island 4.445 m

Phillip Island, 26-27-28 February 2010

Supersport - Results Race

Laps 21 = 93,345 Km - Time Of Race 33'37.836 - Avg. 166,536 km/h

RACE HIGHLIGHTS

13.42	.	.
13.51	.	Restart at 14.00
14.00	.	Sighting Lap Start
14.14	.	Warm-up Lap Start
14.18	.	Start
14.19	.	No Jump Start
14.30	9 Dell'Omo	Crashed Rider OK - Re Joined - Post.4
14.30	5 Lundh	Crashed Rider OK - Re Joined - Post.4
14.31	5 Lundh	Technical Problem - Post.5
14.31	9 Dell'Omo	Entered Pits
14.40	51 Pirro	Technical Problem - Post.4
14.45	37 Fujiwara	Crashed - Rider OK - Post.4
14.46	37 Fujiwara	Re-joined
14.53	.	End Of Session

28/02/2010

Start
14:18

End
14:53

The results are provisional until the end of the time limit for protests and appeals and the completion of the technical checks.